

How to integrate Ads in the app with AdMob?

1. Create an adwords account

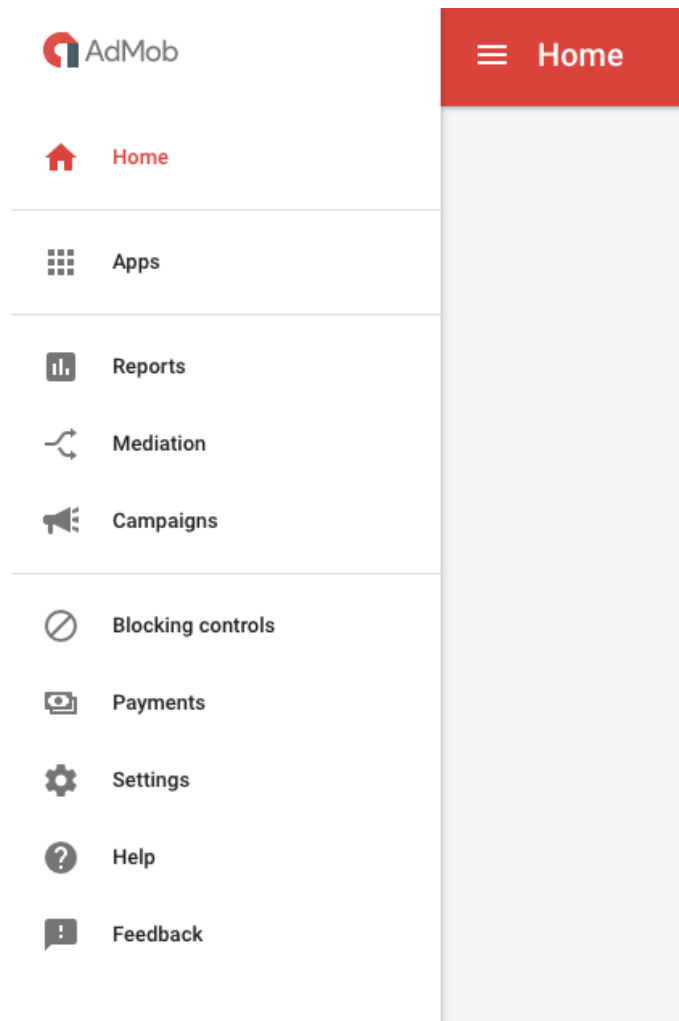
To login to AdMob you need a Google Adwords account. Create one first at <http://adwords.google.com>

2. Create your AdMob account

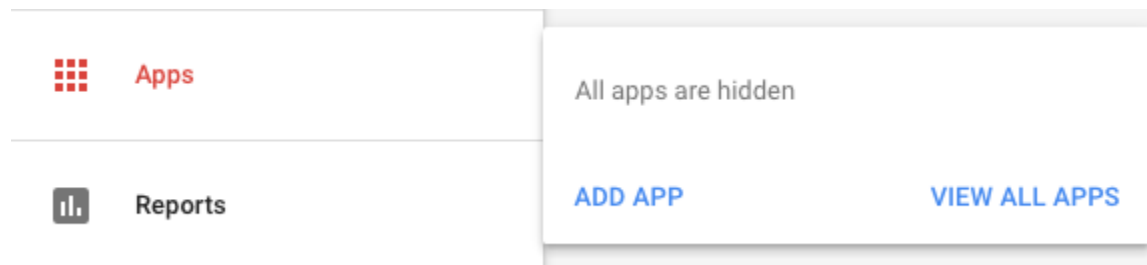
Login to AdMob at <https://www.google.com/ads/admob/> and create your account after choosing your Adwords account

3. Create your ad

Once logged in Admob, you reach this page:



Click on “Apps” and on “ADD APP”:



Next, if you published your app, click on “YES“, you will have to search for your app on the stores. If “NO“, enter an “App name” and select the platform on which you want to publish your app:

Enter your app information


My First App 12 / 80


Platform

Android iOS

[ADD](#) [GO BACK](#)

Click on **NEXT: CREATE AD UNIT** and choose from interstitial or banner (rewarded is not supported). Give a name to the Ad and click on **“CREATE AD UNIT“**:

 My First App
Android

Ad format ⓘ  Banner

Ad unit name ⓘ My First App Banner 19 / 80

Advanced settings

[CREATE AD UNIT](#) [BACK](#)

Note down the ad unit ID:


✓ Ad unit successfully created

Note that new ad units may take up to an hour to start showing ads. Why not [test your ad units](#) while you wait?

Next, place the ad unit inside your app

Follow these instructions:

1. Complete the instructions in the [Google Mobile Ads SDK guide](#) using this app ID:

 ca-app-pub-1[]-[]

2. Follow the [banner implementation guide](#) to integrate the SDK. You'll specify ad type, size, and placement when you integrate the code using this ad unit ID:

 ca-app-pub-[]/[]

3. Review the [AdMob policies](#) to ensure your implementation is complies.

[EMAIL INSTRUCTIONS](#)

[DONE](#)

[CREATE ANOTHER AD UNIT](#)

You can repeat the same process to create another kind of ad, or the same kind of ad but for another kind of system/device.

4. Add your ad unit ID to your app

Go to your Editor, in the Publication tab of your app.

Check **“Monetize my app using AdMob?”** and enter the ad unit ID you just created:

MONETIZE YOUR APP

Monetize my app using AdMob?
Enter your AdMob ID for each platform. [Click here for more information about AdMob.](#)

iOS :	<input type="text" value="AdMob Banner ID"/>	<input type="text" value="AdMob Interstitial ID"/>	Banner ▼
Android :	<input type="text" value="AdMob Banner ID"/>	<input type="text" value="AdMob Interstitial ID"/>	Banner ▼